

Scaled data based on original data using
LM-79-08 Approved Method: Electrical and Photometric Measurements of Solid-
State Lighting Products

Test Report Prepared for
Cooper Lighting Solutions
(formerly Eaton)

Brand: McGRAW-EDISON

Report Number: P385690

Luminaire Tested: **GWC-SA1B-730-U-SLL-HSS**

Issue Date: 3/3/2020

Test Information

Test Method: LM-79-08
Report Number: P385690
TEST IS SCALED FROM IESNA LM-79-08 TEST DATA (G2-1903-205-27)
Test Lab: INNOVATION CENTER
Issue Date: 3/3/2020
Manufacturer: COOPER LIGHTING SOLUTIONS (FORMERLY EATON)
Product Line: MCGRAW-EDISON
Catalog Number: GWC-SA1B-730-U-SLL-HSS
Description: GALLEON WALL LUMINAIRE
(1) 70 CRI, 3000K, 800mA LIGHTSQUARE WITH 16 LEDS AND SPILL LIGHT
ELIMINATOR LEFT OPTICS WITH HOUSE SIDE SHIELD
Light Source: -
Ballast/Driver: ELECTRONIC DRIVER

Summary

Lumens per Lamp: N/A
Luminaire Lumens: 4122 lumens
Efficiency: N/A
Efficacy: 93.7 lumens/watt
Luminous Opening: Rectangular (W 0.5' x L: 0.5' x H: 0')
IES Classification: Type III - Medium
BUG Rating: B1 - U0 - G1

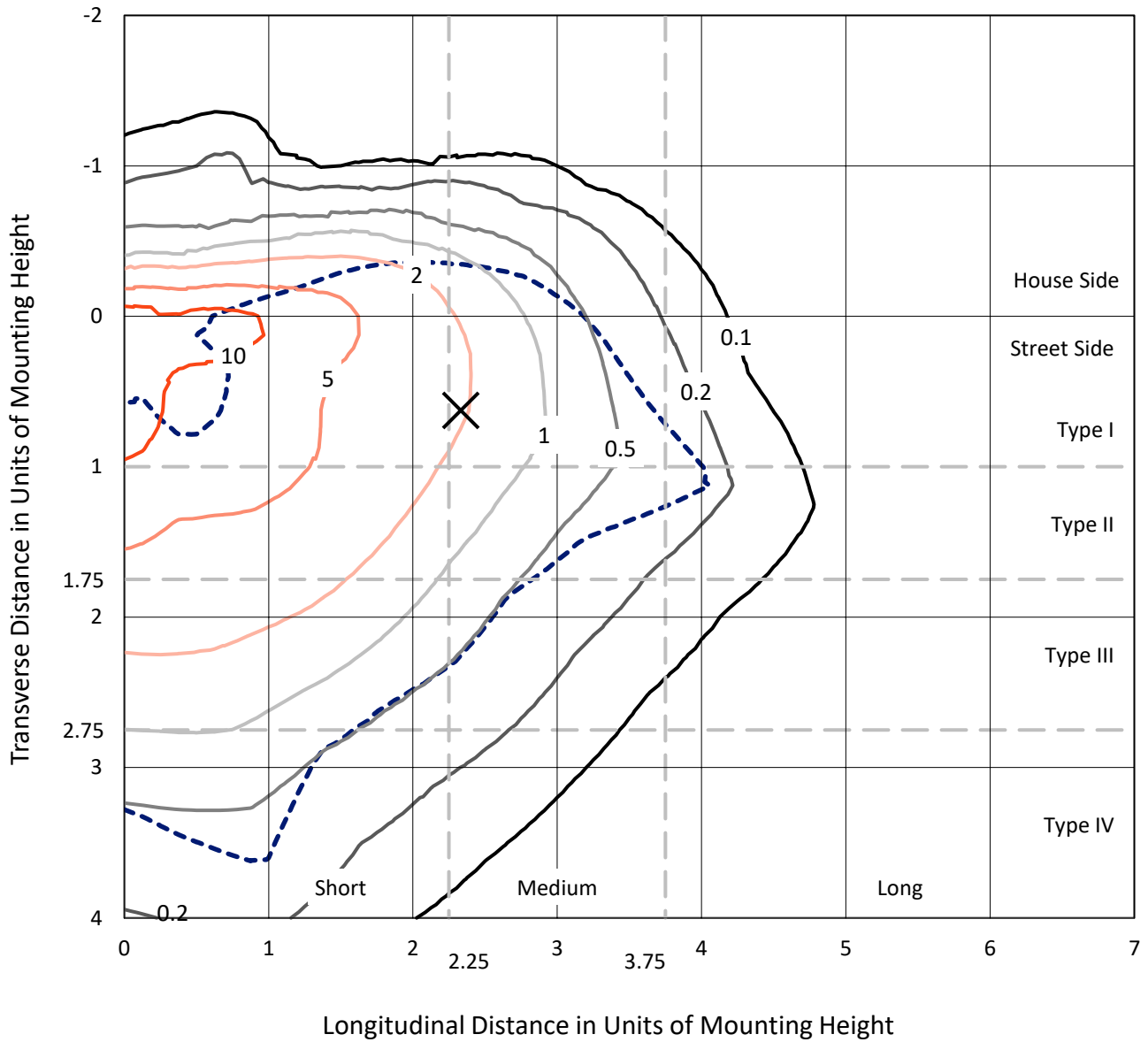
Input Watts (W): 44
Input Voltage (V): NR
Input Current (Ain): NR
Voltage Rise (V): NR
Power Factor: NR
Total Harmonic Distortion (THDi): NR
Frequency (hertz): 60
Stabilization Time: NR
Operation Time: NR
Ambient Temperature (°C): NR
Test Distance: 24 FT



REPORT NUMBER: P385690
 CATALOG NUMBER: GWC-SA1B-730-U-SLL-HSS

Iso-Footcandle Lines of Horizontal Illumination

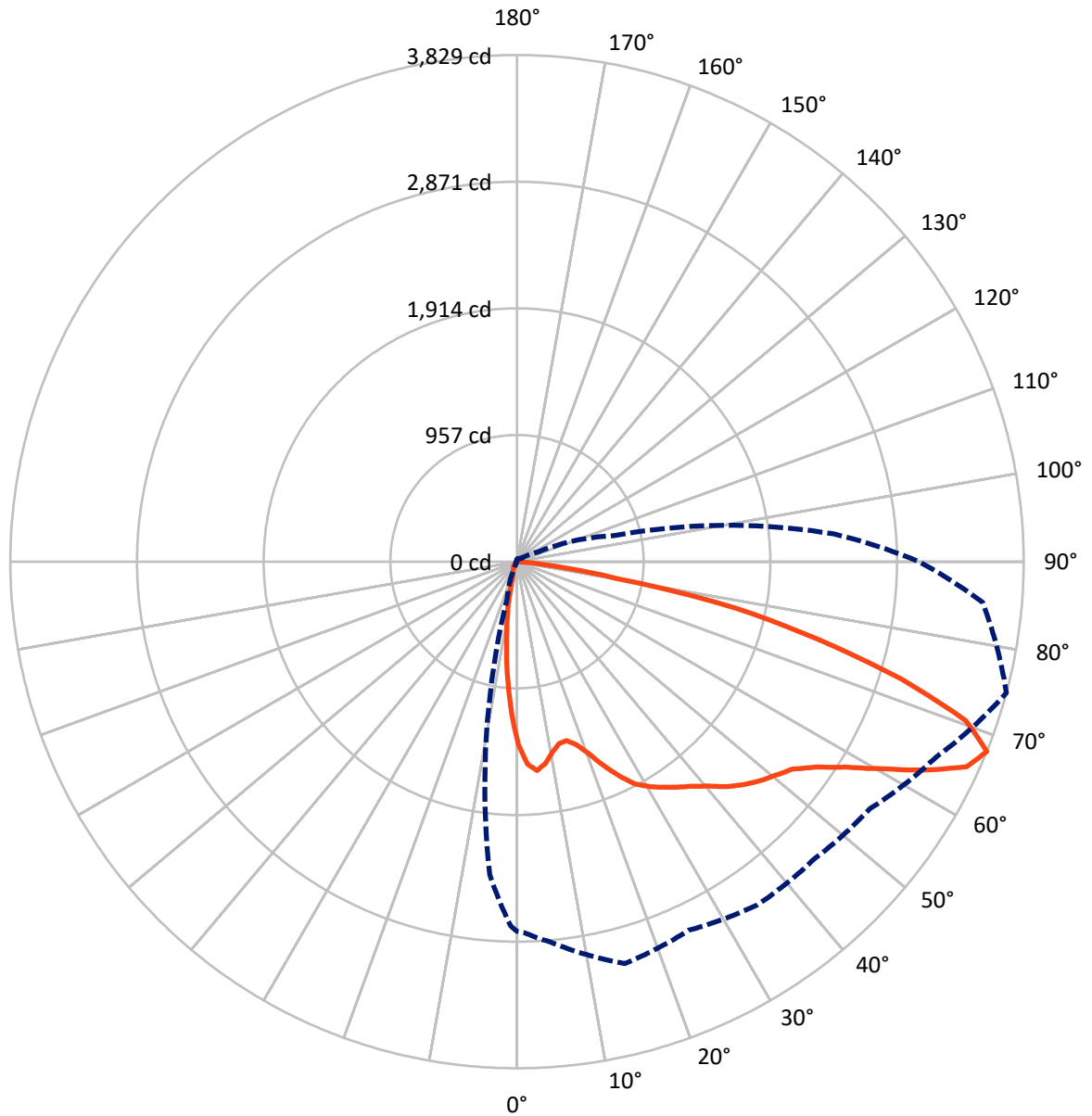
✕ Max cd
 - - - 1/2 Max cd



Based on 10 foot mounting height. Maximum calculated value = 17.9 fc
 Type III - Medium - N/A

REPORT NUMBER: P385690
CATALOG NUMBER: GWC-SA1B-730-U-SLL-HSS

Luminous Intensity Polar Plot



— Vertical Plane Through 75-Deg Lateral - - - Horizontal Cone Through 67.5-Deg Vertical

REPORT NUMBER: P385690

CATALOG NUMBER: GWC-SA1B-730-U-SLL-HSS

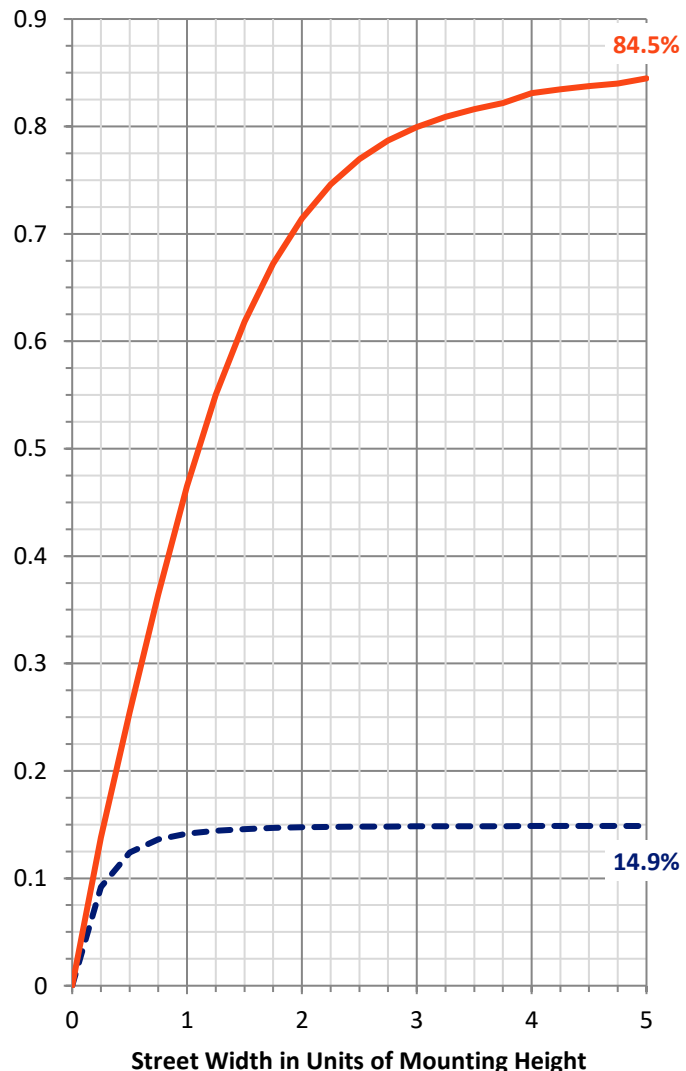
FLUX DISTRIBUTION:

		Downward	Upward	Total
House Side	Lumens	618.6	0.0	618.6
	% Fixture	15.0	0.0	15.0
Street Side	Lumens	3503.5	0.0	3503.5
	% Fixture	85.0	0.0	85.0
Total	Lumens	4122.0	0.0	4122.0
	% Fixture	100.0	0.0	100.0

Coefficient of Utilization

ZONAL LUMENS:

Zone	Lumens	% Fixture
0°-10°	104.9	2.5
10°-20°	206.5	5.0
20°-30°	292.2	7.1
30°-40°	429.6	10.4
40°-50°	617.5	15.0
50°-60°	869.3	21.1
60°-70°	1015.2	24.6
70°-80°	517.9	12.6
80°-90°	68.8	1.7
90°-100°	0.0	0.0
100°-110°	0.0	0.0
110°-120°	0.0	0.0
120°-130°	0.0	0.0
130°-140°	0.0	0.0
140°-150°	0.0	0.0
150°-160°	0.0	0.0
160°-170°	0.0	0.0
170°-180°	0.0	0.0
0°-90°	4122.0	100.0
0°-180°	4122.0	100.0



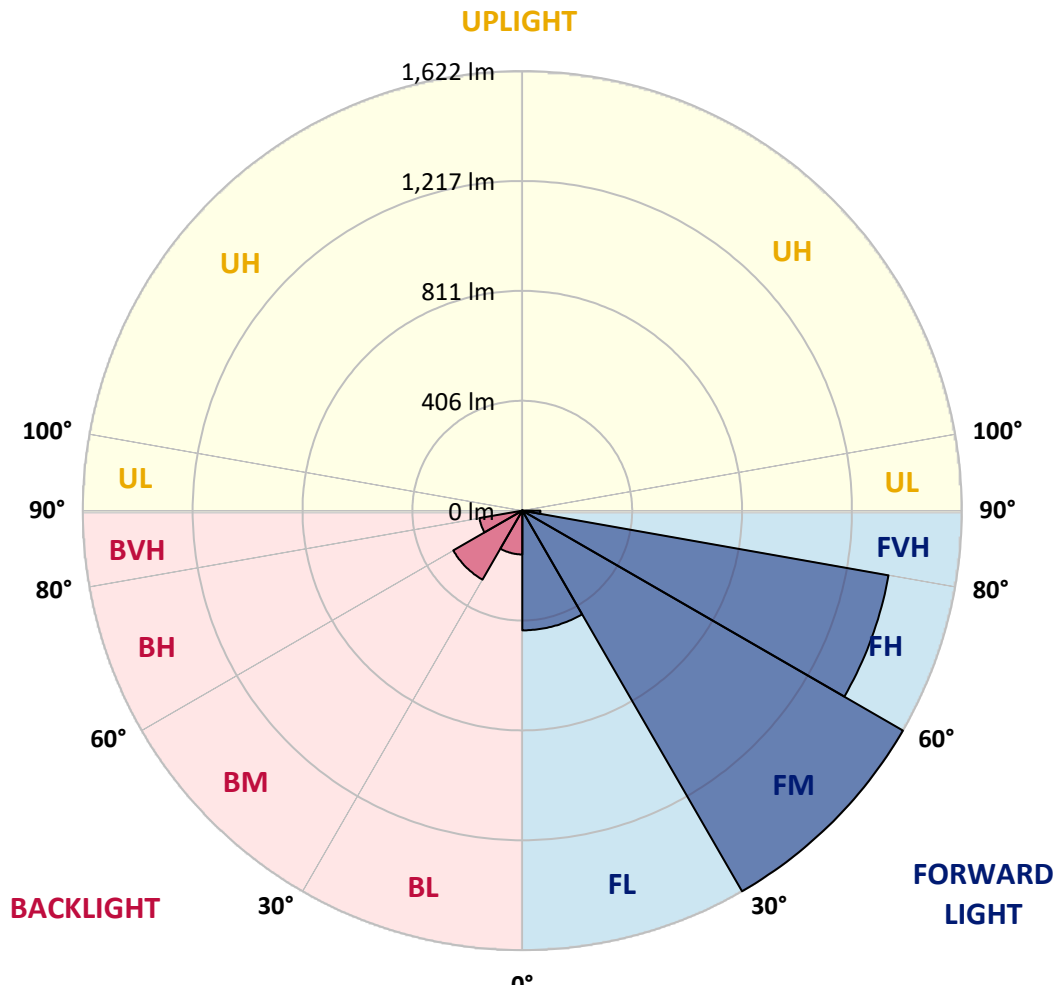
REPORT NUMBER: P385690

CATALOG NUMBER: GWC-SA1B-730-U-SLL-HSS

LUMINAIRE CLASSIFICATION SYSTEM LUMEN TABLE AND BUG RATING:

Zone	Lumens	% Fixture	Zone Rating/Lumen Limit		
			B	U	G
FL (0°-30°)	441.9	10.7			
FM (30°-60°)	1622.3	39.4			
FH (60°-80°)	1372.5	33.3			G1/1800
FVH (80°-90°)	66.7	1.6			G1/100
BL (0°-30°)	161.8	3.9	B1/500		
BM (30°-60°)	294.0	7.1	B1/1000		
BH (60°-80°)	160.7	3.9	B1/500		G1/500
BVH (80°-90°)	2.1	0.1			G0/10
UL (90°-100°)	0.0	0.0		U0/0	
UH (100°-180°)	0.0	0.0		U0/0	

BUG Rating: B1-U0-G1
 Type III Medium





REPORT NUMBER: P385690

CATALOG NUMBER: GWC-SA1B-730-U-SLL-HSS

CANDELA DISTRIBUTION (FULL):

	0°	1°	5°	15°	25°	35°	45°	55°	65°	75°	85°
0°	1382.9	1382.9	1382.9	1382.9	1382.9	1382.9	1382.9	1382.9	1382.9	1382.9	1382.9
2.5°	1499.0	1501.4	1513.5	1541.6	1572.3	1574.6	1595.3	1574.0	1566.8	1532.4	1496.9
5°	1510.4	1519.4	1560.9	1643.5	1715.2	1738.2	1754.6	1712.9	1668.9	1585.0	1495.3
7.5°	1419.2	1434.2	1499.6	1654.7	1782.8	1839.4	1850.1	1784.7	1677.1	1538.9	1404.1
10°	1302.4	1319.6	1398.5	1589.1	1765.0	1862.0	1876.9	1791.2	1636.5	1464.3	1305.5
12.5°	1207.9	1228.0	1308.7	1515.2	1703.9	1811.3	1840.6	1769.5	1601.4	1411.4	1238.2
15°	1164.4	1187.4	1272.1	1467.6	1636.1	1720.7	1744.9	1714.2	1581.8	1403.0	1222.5
17.5°	1189.4	1214.3	1301.8	1471.7	1572.5	1608.6	1628.1	1640.6	1581.8	1453.5	1268.2
20°	1291.9	1318.8	1411.4	1513.3	1519.7	1506.3	1527.2	1571.1	1600.2	1549.6	1378.0
22.5°	1433.6	1465.3	1569.7	1584.6	1494.0	1443.0	1445.7	1514.7	1633.6	1671.5	1530.3
25°	1606.4	1645.1	1751.3	1690.8	1504.7	1405.3	1404.3	1468.2	1666.2	1793.5	1700.0
27.5°	1778.1	1820.6	1914.0	1820.4	1549.0	1398.5	1396.5	1454.1	1698.0	1902.1	1885.3
30°	1922.0	1963.4	2043.8	1914.4	1596.9	1414.5	1405.1	1469.2	1717.0	1972.6	2020.4
32.5°	2039.1	2072.3	2137.4	1979.0	1648.0	1445.5	1425.2	1509.4	1749.2	2032.1	2144.6
35°	2168.0	2203.0	2228.9	2040.5	1705.4	1490.3	1461.2	1573.2	1798.8	2092.6	2280.7
37.5°	2315.1	2349.8	2346.7	2096.7	1778.3	1564.3	1545.7	1674.4	1875.9	2152.6	2432.6
40°	2459.0	2494.5	2469.1	2158.3	1863.8	1686.3	1672.6	1826.3	1979.2	2229.3	2610.7
42.5°	2593.7	2632.2	2577.9	2216.4	1965.7	1840.2	1863.6	2022.0	2108.5	2323.8	2764.2
45°	2702.3	2741.5	2669.1	2273.1	2073.1	2026.8	2097.3	2238.7	2263.9	2403.7	2867.8
47.5°	2781.1	2818.2	2732.3	2329.7	2210.6	2255.1	2377.9	2466.0	2404.3	2473.0	2941.5
50°	2831.5	2860.4	2750.9	2400.6	2391.0	2521.4	2670.2	2713.2	2536.5	2535.5	3030.9
52.5°	2863.5	2876.6	2764.5	2474.6	2579.2	2811.4	2956.5	2970.0	2672.6	2604.2	3151.4
55°	2973.9	2984.4	2861.4	2564.2	2734.9	3065.5	3215.4	3202.9	2826.6	2738.8	3293.5
57.5°	3162.1	3173.2	3061.5	2693.1	2860.8	3222.4	3403.1	3425.5	3007.3	2927.8	3445.8
60°	3256.6	3277.3	3237.5	2856.3	2982.9	3322.8	3531.0	3602.6	3233.0	3176.9	3593.4
62.5°	3170.9	3201.0	3258.8	3037.3	3104.1	3378.1	3570.8	3666.1	3464.2	3467.3	3684.4
65°	2999.8	3023.9	3121.9	3136.5	3174.4	3371.2	3472.4	3577.4	3605.7	3734.0	3679.6
67.5°	2793.3	2802.2	2885.4	3144.3	3072.5	3165.8	3176.8	3254.5	3493.9	3828.5	3531.7
70°	2495.9	2500.7	2573.4	2882.9	2640.4	2660.9	2644.7	2660.5	3003.7	3598.3	3158.6
72.5°	2008.7	2021.0	2124.3	2394.1	1923.5	1864.4	1991.7	1984.7	2313.3	3040.1	2345.9
75°	1478.9	1500.2	1656.2	1928.4	1350.1	1221.2	1314.1	1338.9	1644.5	2351.6	1467.0
77.5°	1035.5	1051.3	1202.4	1417.6	977.1	873.2	839.6	869.1	1085.5	1701.1	739.1
80°	596.5	602.4	698.9	818.5	658.4	753.3	682.4	702.8	650.4	756.8	317.9
82.5°	390.3	391.3	429.0	487.2	410.1	476.4	352.6	450.9	400.1	304.0	103.5
85°	210.9	212.1	248.8	345.8	232.2	131.2	77.1	158.4	247.4	69.7	28.3
87.5°	23.2	21.3	75.0	125.8	64.4	11.9	4.1	17.8	39.6	4.5	0.0
90°	0.0	0.0	0.0	0.0	0.0	0.0	0.0	0.0	0.0	0.0	0.0



REPORT NUMBER: P385690
 CATALOG NUMBER: GWC-SA1B-730-U-SLL-HSS

CANDELA DISTRIBUTION (continued):

	90°	95°	105°	115°	125°	135°	145°	155°	165°	175°	180°
0°	1382.9	1382.9	1382.9	1382.9	1382.9	1382.9	1382.9	1382.9	1382.9	1382.9	1382.9
2.5°	1478.7	1462.5	1422.1	1379.3	1345.0	1312.8	1280.3	1240.7	1210.1	1203.8	1193.6
5°	1447.1	1395.7	1311.0	1225.9	1157.3	1070.8	1016.0	973.2	931.4	928.9	920.5
7.5°	1336.6	1269.0	1149.7	1032.0	935.5	853.1	769.9	714.3	670.5	655.1	645.9
10°	1230.4	1154.4	1005.4	871.1	785.0	712.1	653.5	595.4	542.6	506.3	489.9
12.5°	1156.2	1072.2	908.0	792.2	730.5	661.4	589.9	517.3	456.5	412.8	386.0
15°	1127.5	1037.8	875.4	760.9	684.8	597.3	505.9	422.9	355.6	315.9	291.9
17.5°	1161.6	1057.4	872.8	722.9	616.4	507.7	406.7	308.7	245.3	215.2	199.8
20°	1248.3	1119.4	871.9	676.2	535.2	401.5	275.5	203.1	164.6	147.8	140.6
22.5°	1370.9	1198.7	879.7	630.1	450.7	286.8	190.2	149.2	129.5	120.5	116.4
25°	1528.7	1310.0	901.7	588.3	371.2	214.0	148.2	125.0	111.1	104.1	101.1
27.5°	1696.8	1438.1	936.1	552.0	306.6	170.7	126.9	107.0	97.0	92.2	89.4
30°	1835.5	1586.5	970.9	511.6	259.7	148.8	116.2	97.6	86.1	83.0	80.4
32.5°	1956.7	1698.8	995.5	475.1	229.0	132.2	105.1	87.3	79.5	73.4	70.7
35°	2082.3	1792.3	994.7	449.5	208.0	119.7	95.7	78.1	68.7	61.7	59.6
37.5°	2218.2	1898.0	977.7	427.6	198.8	109.7	90.4	73.2	63.9	56.8	54.1
40°	2377.3	2008.9	960.3	407.1	196.2	101.7	86.7	69.3	59.4	52.5	49.8
42.5°	2532.4	2108.9	945.1	391.9	185.3	101.5	83.4	66.4	55.8	49.2	46.1
45°	2656.4	2202.0	942.1	382.7	173.8	105.1	81.6	64.4	53.1	46.5	43.5
47.5°	2759.5	2303.1	960.9	376.3	162.9	95.9	85.9	63.1	50.6	44.1	40.8
50°	2882.1	2427.3	1005.0	365.7	151.3	86.3	98.4	63.5	48.4	41.8	38.3
52.5°	3053.1	2599.2	1069.9	348.0	135.5	77.5	96.9	63.9	46.1	39.2	35.7
55°	3244.9	2813.8	1139.6	318.5	113.4	66.0	83.0	61.1	41.6	36.5	33.2
57.5°	3446.4	3008.4	1181.0	283.3	90.2	57.0	66.4	55.7	36.7	32.8	30.7
60°	3478.0	3082.4	1162.0	240.2	71.7	49.6	49.2	56.6	32.8	28.9	27.3
62.5°	3399.4	2989.5	1070.4	201.7	59.9	43.5	40.4	49.4	29.7	25.8	24.2
65°	3248.0	2738.2	922.0	181.8	55.7	37.3	33.6	34.8	26.0	22.5	21.1
67.5°	3037.5	2402.7	757.0	170.5	55.1	32.0	28.7	26.4	22.5	19.5	18.4
70°	2607.2	2001.7	604.0	164.2	53.5	26.9	24.2	21.5	18.7	16.6	15.6
72.5°	1918.9	1418.4	469.8	157.4	53.9	21.5	21.1	17.8	15.0	12.9	12.5
75°	1108.7	810.3	308.1	127.5	51.4	16.6	17.6	12.5	10.5	9.0	9.0
77.5°	590.9	494.2	117.4	53.1	18.7	10.5	10.0	7.4	6.6	5.5	5.3
80°	257.6	217.5	35.3	14.8	10.3	5.7	3.7	3.3	2.9	2.3	2.1
82.5°	91.2	78.7	11.5	7.2	4.5	0.0	0.0	0.0	0.0	0.0	0.0
85°	20.7	14.8	0.0	1.8	0.0	0.0	0.0	0.0	0.0	0.0	0.0
87.5°	0.0	0.0	0.0	0.0	0.0	0.0	0.0	0.0	0.0	0.0	0.0
90°	0.0	0.0	0.0	0.0	0.0	0.0	0.0	0.0	0.0	0.0	0.0



REPORT NUMBER: P385690
 CATALOG NUMBER: GWC-SA1B-730-U-SLL-HSS

CANDELA DISTRIBUTION (continued):

	185°	195°	205°	215°	225°	235°	245°	255°	265°	270°	275°
0°	1382.9	1382.9	1382.9	1382.9	1382.9	1382.9	1382.9	1382.9	1382.9	1382.9	1382.9
2.5°	1173.0	1168.7	1143.3	1144.2	1148.7	1155.2	1140.0	1147.0	1165.9	1184.1	1190.9
5°	907.0	908.0	892.6	902.1	910.7	916.6	892.0	892.4	907.4	927.9	938.6
7.5°	639.1	637.5	638.3	661.2	677.4	665.7	674.8	643.0	645.0	659.6	648.7
10°	475.1	453.6	441.5	458.7	476.4	470.0	454.2	443.8	451.1	467.3	466.1
12.5°	373.3	342.5	324.3	312.0	326.7	314.6	314.2	305.2	295.4	297.2	323.2
15°	280.8	258.3	236.9	217.1	216.7	212.6	191.7	168.3	166.4	167.5	181.0
17.5°	193.1	185.5	176.7	159.7	155.2	138.1	117.7	108.4	103.7	105.8	110.3
20°	135.7	132.8	133.8	124.6	118.1	101.7	89.8	86.1	85.3	87.5	89.6
22.5°	112.5	107.2	106.6	102.5	96.1	84.2	77.7	75.6	74.6	76.5	78.1
25°	98.4	93.1	91.0	88.5	81.6	73.4	69.5	67.6	66.6	67.8	68.7
27.5°	86.7	81.8	79.9	78.1	71.5	65.6	62.5	60.7	59.9	60.3	61.3
30°	77.9	73.6	71.1	68.9	63.3	59.2	56.4	54.7	53.9	53.9	54.9
32.5°	68.7	66.4	64.0	61.3	56.0	53.3	50.6	48.6	47.8	48.0	48.8
35°	57.2	56.4	57.0	54.5	50.0	47.6	44.9	42.8	42.2	42.4	43.2
37.5°	50.8	47.3	49.4	48.0	45.5	42.4	38.9	36.9	35.9	36.5	36.9
40°	46.7	42.4	40.8	42.2	41.8	36.7	33.6	31.6	30.9	31.0	31.4
42.5°	43.2	38.1	34.6	34.4	36.7	32.0	28.7	26.9	26.0	26.0	26.4
45°	39.8	34.4	30.1	26.8	30.9	27.1	24.0	22.5	21.3	21.3	21.5
47.5°	37.3	31.2	26.2	21.9	23.2	22.3	19.7	18.2	17.0	17.0	17.2
50°	35.0	28.1	22.7	18.4	17.4	18.4	16.0	14.3	13.5	13.3	13.7
52.5°	32.4	25.0	19.3	15.6	13.7	13.9	12.5	11.3	10.3	10.3	10.7
55°	29.9	22.5	16.8	13.3	11.3	10.3	10.0	9.2	8.4	8.4	8.8
57.5°	27.3	19.7	14.3	10.9	9.0	8.2	8.2	7.6	7.0	7.0	7.4
60°	25.0	17.0	11.7	9.0	7.0	6.8	7.0	6.4	6.1	6.1	6.4
62.5°	22.3	14.4	9.6	7.4	5.7	5.5	6.1	5.7	5.3	5.3	5.7
65°	18.9	12.3	7.6	5.7	4.3	4.3	5.1	4.7	4.3	4.3	4.7
67.5°	16.0	10.3	5.9	4.1	3.1	3.3	4.3	3.9	3.7	3.7	4.1
70°	13.3	8.0	4.1	2.5	1.8	2.5	3.3	3.3	3.3	3.3	3.7
72.5°	10.0	5.5	2.3	1.0	0.8	1.8	2.7	3.1	2.9	2.9	3.5
75°	6.4	3.1	0.8	0.0	0.0	1.0	2.1	2.5	2.5	2.3	2.9
77.5°	3.7	1.0	0.0	0.0	0.0	0.0	1.4	1.2	1.0	0.8	1.4
80°	1.0	0.0	0.0	0.0	0.0	0.0	0.0	0.0	0.0	0.0	0.0
82.5°	0.0	0.0	0.0	0.0	0.0	0.0	0.0	0.0	0.0	0.0	0.0
85°	0.0	0.0	0.0	0.0	0.0	0.0	0.0	0.0	0.0	0.0	0.0
87.5°	0.0	0.0	0.0	0.0	0.0	0.0	0.0	0.0	0.0	0.0	0.0
90°	0.0	0.0	0.0	0.0	0.0	0.0	0.0	0.0	0.0	0.0	0.0



REPORT NUMBER: P385690
 CATALOG NUMBER: GWC-SA1B-730-U-SLL-HSS

CANDELA DISTRIBUTION (continued):

	285°	295°	305°	315°	325°	335°	345°	355°	359°	360°
0°	1382.9	1382.9	1382.9	1382.9	1382.9	1382.9	1382.9	1382.9	1382.9	1382.9
2.5°	1218.4	1241.5	1273.9	1308.3	1361.2	1403.2	1444.4	1479.7	1493.4	1499.0
5°	964.4	998.2	1045.6	1106.6	1202.0	1288.0	1375.0	1462.7	1500.8	1510.4
7.5°	692.0	735.2	795.5	871.9	983.7	1095.0	1216.7	1345.4	1404.3	1419.2
10°	512.2	564.9	634.0	714.5	821.3	935.7	1068.3	1215.3	1282.7	1302.4
12.5°	363.4	434.7	527.2	625.0	717.6	819.7	953.9	1115.9	1186.6	1207.9
15°	213.4	282.4	391.9	522.9	641.4	744.9	881.2	1065.0	1142.9	1164.4
17.5°	122.4	156.8	239.6	385.6	546.5	689.9	858.4	1077.7	1169.4	1189.4
20°	93.5	104.5	138.1	248.4	435.6	635.8	858.4	1149.5	1262.6	1291.9
22.5°	81.8	89.8	103.5	148.2	320.6	577.8	868.3	1253.4	1401.2	1433.6
25°	72.6	79.9	91.6	111.5	218.7	508.9	892.0	1380.9	1564.5	1606.4
27.5°	65.0	71.9	82.4	97.6	149.6	425.7	923.8	1530.5	1744.5	1778.1
30°	58.2	64.6	74.2	84.9	115.4	331.4	950.9	1671.5	1885.9	1922.0
32.5°	51.7	57.6	66.2	74.2	94.5	245.1	953.9	1783.2	2003.2	2039.1
35°	45.7	51.0	58.8	65.0	78.3	193.5	908.4	1880.0	2120.6	2168.0
37.5°	39.8	44.9	51.7	56.4	68.9	157.8	838.9	1988.0	2271.1	2315.1
40°	34.4	38.9	45.9	49.0	65.2	121.3	763.3	2101.2	2418.7	2459.0
42.5°	29.3	33.6	40.4	46.5	57.2	90.6	681.7	2207.5	2551.5	2593.7
45°	24.4	28.9	35.7	49.2	47.4	67.8	594.4	2278.0	2656.4	2702.3
47.5°	19.7	24.8	34.2	46.9	37.9	49.8	525.3	2344.7	2735.8	2781.1
50°	15.8	20.9	38.5	41.8	31.0	38.1	496.4	2404.5	2788.0	2831.5
52.5°	12.9	17.6	36.3	32.0	26.0	31.4	512.0	2501.3	2836.2	2863.5
55°	10.7	13.9	21.9	22.3	22.1	26.8	531.3	2640.4	2961.0	2973.9
57.5°	9.4	11.1	15.2	17.2	18.6	23.8	531.7	2839.9	3154.1	3162.1
60°	8.0	9.8	12.7	13.9	16.0	21.3	512.4	2909.6	3230.1	3256.6
62.5°	7.0	8.6	10.5	11.5	13.5	19.1	467.1	2808.7	3125.8	3170.9
65°	6.2	7.8	8.8	9.8	11.9	17.2	392.5	2606.8	2952.8	2999.8
67.5°	5.5	6.8	7.8	8.8	10.7	15.2	289.0	2372.3	2754.2	2793.3
70°	4.9	6.1	7.0	7.8	9.4	12.9	175.3	2013.0	2479.7	2495.9
72.5°	4.7	5.5	6.4	7.0	8.2	11.3	88.8	1479.3	1982.3	2008.7
75°	4.1	4.9	5.9	6.2	7.2	9.8	36.1	971.6	1436.6	1478.9
77.5°	3.3	4.5	5.3	5.7	6.2	8.0	18.4	620.9	1008.1	1035.5
80°	1.2	3.3	4.5	4.7	5.3	5.9	12.1	340.0	584.8	596.5
82.5°	0.0	2.1	3.5	3.3	3.7	4.5	7.8	161.7	386.0	390.3
85°	0.0	1.0	2.7	2.1	1.6	3.1	2.7	35.3	202.5	210.9
87.5°	0.0	0.0	0.2	1.0	0.8	1.2	0.4	0.2	18.4	23.2
90°	0.0	0.0	0.0	0.0	0.0	0.0	0.0	0.0	0.0	0.0

Signify Classified - Internal
Cooper Lighting Solutions Photometric Lab
1121 Highway 74 South
Peachtree City, GA 30269

Scaled Data Report



Report Generated By 670245982

Signify Classified - Internal
Cooper Lighting Solutions Photometric Lab
1121 Highway 74 South
Peachtree City, GA 30269

Scaled Data Report



Signify Classified - Internal
Cooper Lighting Solutions Photometric Lab
1121 Highway 74 South
Peachtree City, GA 30269

Scaled Data Report



Signify Classified - Internal
Cooper Lighting Solutions Photometric Lab
1121 Highway 74 South
Peachtree City, GA 30269

Scaled Data Report





--- HS — SS

Signify Classified - Internal
Cooper Lighting Solutions Photometric Lab
1121 Highway 74 South
Peachtree City, GA 30269

Scaled Data Report



u

Signify Classified - Internal
Cooper Lighting Solutions Photometric Lab
1121 Highway 74 South
Peachtree City, GA 30269

Scaled Data Report



Signify Classified - Internal
Cooper Lighting Solutions Photometric Lab
1121 Highway 74 South
Peachtree City, GA 30269

Scaled Data Report



Signify Classified - Internal
Cooper Lighting Solutions Photometric Lab
1121 Highway 74 South
Peachtree City, GA 30269

Scaled Data Report



Signify Classified - Internal
Cooper Lighting Solutions Photometric Lab
1121 Highway 74 South
Peachtree City, GA 30269

Scaled Data Report



(END OF REPORT)